

UNIFORM STATUTORY DECLARATION FORM FOR THE REGISTRATION OF FITTING DESIGNS

New Brunswick
Nunavut

Nova Scotia
Yukon

Prince Edward Island
Northwest Territories

Newfoundland and Labrador

Manufacturers Name: Swagelok Company	
Manufacturers Address: 29500 Solon Road, Solon, Ohio 44139 USA	
Plant Locations: Headquarters: 29500 Solon Road, Solon, Ohio 44139 USA (See Attachment A)	
Category of Fittings to be registered. Circle one Category only A Pipe fittings, including couplings, tees, elbows, Ys, plugs, unions, pipe caps, or reducers B Flanges: all flanges <input checked="" type="radio"/> C Valves: all line valves D Expansion joints, flexible connections, and hose assemblies: all types E Strainers, filters, separators, and steam traps F Measuring devices, including pressure gauges, level gauges, sight glasses, levels, or pressure transmitters G Certified capacity-rated pressure relief devices acceptable as primary over pressure protection on boilers, pressure vessels, piping and fusible plugs H Pressure retaining components that do not fall into one of the above categories N Nuclear components: Class 1 <input type="checkbox"/> Class 2 <input type="checkbox"/> Class 3 <input type="checkbox"/> (Meeting CNSC or ASME requirements)	Title of the Standard of Construction ASME B31.1 for unlisted components ASME B31.3 for unlisted components
Show Manufacturers Name, Trademark, or Logo as it will appear on the product <div style="font-size: 2em; font-family: cursive;">Swagelok®</div>	Type of Construction Forged <input type="checkbox"/> Welded <input type="checkbox"/> Wrought <input checked="" type="checkbox"/> Cast <input type="checkbox"/> Other <input type="checkbox"/> Describe other:
List of supporting documentation and identification of the actual items to be registered: ISO 9001:2015 Certificate, Attachment A, Attachment B, Catalog MS-01-73, and other Support Documents.	

Declaration:

I James Nordholt (see note 3) employed by Swagelok Company and being the person having full authority and responsibility for the quality of the end product do solemnly declare that the information contained in this form is true to the best of my knowledge represents the product for which registration is sought. The dimensions, materials of construction, pressure temperature ratings, and identification markings are in accordance with the herein named standards. I further declare that the manufacture of these fittings is regulated by a Quality Control Program which extends to each plant where fabrication occurs in whole or in part and has been verified by BSI as being suitable for that purpose and I make this solemn declaration conscientiously believing it to be true, and knowing that it is of the same force and effect as if made under oath.

Signature of Declarer: [Signature]

Declared before me at SOLON, OH

This 20 day of OCTOBER AD 2025

Commissioner of Oaths

Or Notary Public: (sign) [Signature]

(Affix Official seal to the right)



JEFFREY C TRUMBULL
Notary Public
State of Ohio
My Comm. Expires
April 15, 2030

CRN: <u>0C26278.5</u> FID#: _____ Notes: 1. All Fittings shall be registered in the name of the Manufacturer. 2. Each Category shall be supported with two Statutory Declaration forms and one copy of supporting documentation. 3. The Declaration shall be made by the person having full authority and responsibility for the quality of the end product. 4. Quality Control programs shall be resubmitted for validation. Scope of registration Attachment B Oct.3, 2025; Submittal #DL-DS Diaphragm Valve-2025. DL & DS series Diaphragm valves. 3500psig @ 100F; 2800psig @ 250F; -100F Min. Temp. 16 plant locations (DGallant)	<div style="text-align: center;"> <p>This space for Regulatory Authority use.</p> <p>This registration must be revalidated after ten (10) years from the date of acceptance.</p> <p>Northwest Territories</p> <p>REGISTERED</p> <p>UNDER THE AUTHORITY OF</p> <p>THE BOILER AND PRESSURE</p> <p>VESSEL ACT</p> <p>C.R.N. <u>0C26278.5T</u></p> <p>SIGNED <u>[Signature]</u></p> <p>DATE <u>1/2/26</u></p> </div>
---	--

Section 1.0 - Fittings Rev.2



Attachment B: Scope of CRN Registration for Swagelok Diaphragm, DL & DS Series Valves (Category C)

Product Scope

This document represents the scope of Diaphragm, DL / DS Series Valves covered by this submission for CRN approval. These Diaphragm, DL / DS Series Valves have been evaluated in accordance with ASME B31.1 and B31.3 for unlisted components.

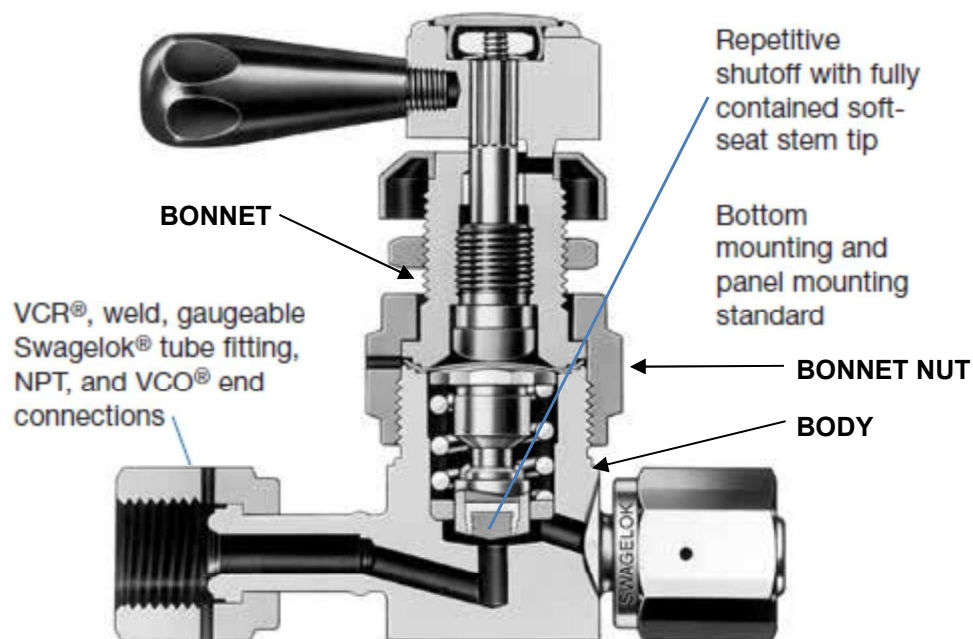
Table 1 – Summary Table

Product Series	Main Pressure Bearing Component	Main Pressure Bearing Material	Port Connections and Sizes	Maximum Allowable Working Pressure		Design Code of Construction
				@100°F	At Max. Temp.	
DS (*see below)	Body, Bonnet Nut, Bonnet	316LV SS (ASTM A479)	Tube Butt Welds 1/4", 3/8" Tube Socket & Tube Butt Welds 1/4" & 3/8", 3/8" & 1/2" Swagelok Tube Fittings 1/4", 3/8", 6 mm, 8 mm	3500 psig	2800 psig@250°F	ASME B31.1 (Unlisted Components) and ASME B31.3 (Unlisted Components)
		316/316L SS Dual Certified (ASTM A479)	Female VCR 1/4" Female to Male VCR 1/4" Male to Female VCR 1/4"	3500 psig	2800 psig@250°F	
		316/316L SS Dual Certified (ASTM A479)	VCO O-Ring Fitting 1/4" Male VCR Fitting 1/4"	3500 psig	2800 psig@250°F	
DL (*see below)	Body, Bonnet Nut, Bonnet	316LV SS (ASTM A479)	Tube Butt Welds 1/4", 3/8" Tube Socket & Tube Butt Welds 1/4" & 3/8", 3/8" & 1/2" Swagelok Tube Fittings 1/4", 3/8", 6 mm, 8 mm	3500 psig	2800 psig@250°F	ASME B31.1 (Unlisted Components) and ASME B31.3 (Unlisted Components)
		316/316L SS Dual Certified (ASTM A479)	Female VCR 1/4" Female to Male VCR 1/4" Male to Female VCR 1/4"	3500 psig	2800 psig@250°F	
		316/316L SS Dual Certified (ASTM A479)	VCO O-Ring Fitting 1/4" Male VCR Fitting 1/4"	3500 psig	2800 psig@250°F	

* Mode of operation: hand operated and hand actuated (all materials).

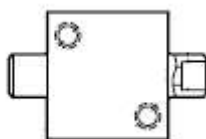
Product Description

All DS/DL Series Diaphragm Valves have the same features as shown below.

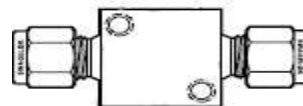


Configurations

Tube Socket / Tube Butt Welds



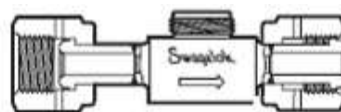
Swagelok Tube Fittings



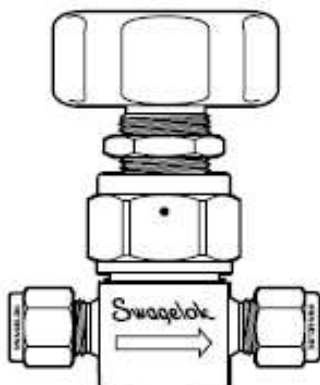
Tube Butt Welds



VCR & VCO Fittings



Angled Pattern





Product Options:

Additional options and non-pressure boundary alterations that do not affect pressure-temperature ratings may be made available within the scope of this registration. Examples of these would include, but not be limited to, handle options, indicators, actuators, stem tips, etc.

Quality System

The Swagelok Company quality system complies with the requirements of ISO 9001:2015. The Swagelok Company maintains British Standards Institution Certificate of Registration Number FM 01729, which applies to all locations listed on the Certificate.

References

The product catalog does not represent the full scope of the registration but rather details some of the most common options.

- Diaphragm Valves, DS and DL Series Catalog – MS-01-73, Rev. O